



The Monarch

Coastal Prairie Quilt Guild Of Texas

Volume 3, Issue 7

March 2011

From the desk of *Candy Horsley*

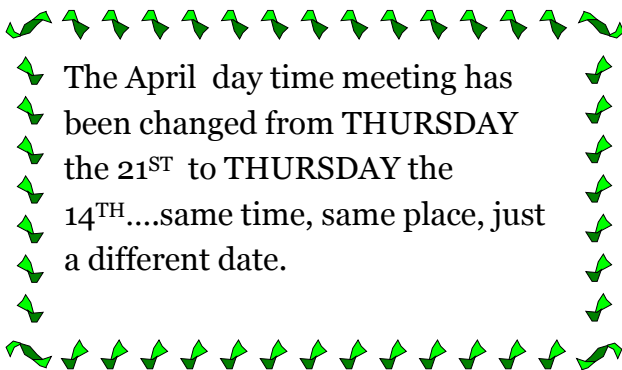
What do reverse, machine, back-baste, and needle-turn have in common? Toss in stained glass and embellishments and you have the workshop held by the Sugar Land Appliqué Society following the February daytime meeting. This was the first time some CPQG members had ever been exposed to the 'A' word and they survived to tell about it! SLAS members provided hands-on instruction along with samples for the 'A Challenged' to practice on so everyone was able to take home a successful first attempt. We can all expect the appliqué category at our 2012 Show to be filled with entries.

Speaking of our 2012 Show, and I speak of it a lot, I will be able to announce the theme at our next meeting. Thanks to all of you who entered the contest.

Be sure to read the proposed bylaw changes that are printed in this newsletter. We will be voting on them at the May meeting.

VERY IMPORTANT

PLEASE MARK YOUR CALENDARS!!!!



 The April day time meeting has been changed from THURSDAY the 21ST to THURSDAY the 14TH....same time, same place, just a different date.

Reminders

- Ω Bring one guest to one meeting.
- Ω Have you started your 2012 Show quilt?
- Ω Please do one thing to help Quilts From The Heart.
- Ω Don't throw those old quilting magazines away! You may have noticed that past issues are for sale at our meetings. We are running low and would appreciate your help in restocking our supply. Just bring them to a day or night meeting and we will be glad to take them off of your hands.

Inside this issue:

By-Law Changes	2	Minutes	6-7
Show & Share	3	Retreat	7
Workshops	3	Programs	8
Bees	4	Activities	10
Dates to Remember	5	QFTH	11

NIGHT MEETING: Wednesday, March 2nd
Dot Collins presentation

DAY MEETING: Thursday, March 17th
Cynthia Regone presentation

Parliamentarian News by Trena Stephens

The following are the proposed CPQG By-laws changes for February 2011 which are being submitted for your review. Note that all current wording is in *italics and the proposed changes are bold*.

ARTICLE V - Bill of rights

Section 1

1. Active member:have the right to:

a. Attend and participate in *any regular board, regular business or evening meetings monthly*.

CHANGE

a. Attend and participate in **regular, board, or guild meetings**.

2. Junior Member

a. Junior members, age 13 to 17, shall have the right to:

1. Attend *regular business or evening program meetings*.

CHANGE

1. Attend **regular guild meetings**.

ARTICLE VI-Meetings

Section 2

Written notice stating the place, date, and time of the *regular business meeting, board, and evening meetings (when instituted)* shall be delivered to members no less than 10 days prior to the scheduled meeting.

CHANGE

Written notice stating the place, date, and time of the **regular board and guild meetings** shall be....

ARTICLE VII - Board of directors

Section 2

Duties of Officers are as follows:

1. President

a. Presides at *daytime, board, and special called meetings*.

CHANGE

a. Presides at **board, regular, and special called meetings**.

2. The first Vice-President - Programs

b. Preside at *daytime, board, and special called meetings*, in the absence of the President.

CHANGE

b. Presides at **board, regular, and special called meetings**, in the absence of the president.

Show & Share by *Carol Degruy*

The following ladies showed off their lovely quilts at our February 17th guild meeting:

Shirley McCadden	Fit to Frame #6 Small Appliqué blocks
Candy Horsley	Finished UFO For Quilts from the Heart
Sharon Kralj	Fans & Butterflies
Peggy Johnson	One Block Wonder, Courage for Quilts of Valor, Lil Twister
Katherine Onstott	Half Square Triangles
Susie Doe	Breadfruit Induces Echo-mania, Slashing Christmas fabric stash V, Quilts of Valor, Untitled- hand appliquéd & quilted
Karen Shively	First 2011 Lottery block quilt-red blocks
Evelyn Martin	Cutest Thing That Ever Walked—made by Dixie Mullen
Rita Evans	Penny Quilt
JoAnn Gemmill	David's Star, 4 patch for young military girl, Triangulations
Mary Jo Yackle	Painterly Butterflies, Bright Paper cuts, Snowballs & Pinwheels
Kiki Tompson	Friendship Quilt by Linda Parker for Kiki

Workshops by *Nancie Roach*

Now that you have learned some traditional appliqué techniques, are you ready for still another one? On March 17 Cynthia Regone will present a workshop featuring Wool Felt Appliqué and a charming Spring Fever block that will make a charming pillow. This type of appliqué is simple, and you will be learning several embroidery stitches that compliment the design. Workshop cost is \$20 and space is still available. This is the same class that she teaches at the International Quilt Festival and is always sold out. Kits for supplies will be available at the class.

In April, our own Michelle Hudson will teach us how to master the art of trapunto. Be sure to save time that afternoon to see just how to plump up your quilting designs.

Bees by *Mary Lou Cooper*

Sugar Land Bee

Barbara Baxter – Beekeeper
281-242-5403

Date: Every Tuesday
Time: 10 AM–2 PM
Place: Keegans Wood
Community Center

Bring a lunch

Bayland Quilt Toppers

Nancie Roach– Beekeeper
713-771-6762

Date: 1st Wednesday
Time: 9 AM–1 PM
Place: Bayland Park Center

Pitts Road Piesers

Joan Nilsen – Beekeeper
281-341-6330

Date: Every Wednesday
Time: 10 AM– 2 PM
Place: 727 Pitts Rd upstairs @
the Fire Station

Quilts from the Heart

Anian Ward– Beekeeper
281-778-8863
Cell: 281-682-9177

Date: 1st Wednesday
Time: 10 AM– 2 PM
Place: 2604 FM 1092 @ the
American Mini Storage

Sew Busy Bee

Barbara Baxter - Beekeeper
281-242-5403

Date: Every Friday
Time: 10 AM– 2 PM
Place: Quilters Cottage

Bring a Lunch

Scattered Pieces Bee

Donna Pyle- Beekeeper
donnampyle@hotmail.com

Date: 2nd Saturday
Time: 11 AM– 2 PM
Place: Westbury Baptist Church

New Territory Quilt Group

Laura McDonald & Evelyn Coe
Co-Beekeepers
281-565-1525 or 281-565-9813

Date: 1st Thursdays (Sept.-May)
Time: 10 AM– 11:30 AM
Place: Ellis Creek Recreation
Center

Thursday Bee

Esther Mirti– Beekeeper
281-575-8408

Date: Every Thursday
Time: 1 PM – 4:30 PM
Place: Quilter's Emporium

A+ Bees

Peggy Pyle - Beekeeper
281-437-7948

Date: Every Thursday
Time: 6 PM– 8:30 PM
Place: 1st Presbyterian Church
502 Eldridge Rd.

EQ 6

Nancie Roach- Beekeeper
713-771-6762

Date: 3rd Wednesday
Time: 9 AM–1PM
Place: Bayland Park Center

Sugar Land Appliqué Society

Date: Last Saturday
Time: 10 AM– Noon
Place: Quilter's Emporium


Round Robin League

Faye Stromatt – Beekeeper
Cell: 281-850-3165

Date: 3rd Saturday
Time: 9 AM– 2 PM
Place: Sugar Grove
Church of Christ

Please call the contact person with your questions about sewing machines and other concerns. Bees are so much fun. We sew, visit, eat and learn from other quilters. The Bee's welcome new members.

In the Spotlight by *Mary Lou Cooper*



The Electric Quilt Bee consists of a group of quilters who make virtual quilts on their computers. They are using Electric Quilt to design blocks and quilts. Currently they are focused on learning how to create and modify appliqué blocks for use in other projects.

This Bee meets for a class session, with Nancie Roach as the teacher, on the first Wednesday morning of the month at 10 AM. Meetings take place Bayland Park which is located on Bissonnet between Hillcroft and Beechnut.

On the third Wednesday morning they meet for a practice and play session where they challenge each other to create something new or they focus on the Electric Quilt webpage and their mystery quilts and challenges.

Currently they have seven regular members and are always eager to welcome more participants. Each person will need to have a registered copy of EQ version 7 (or EQ version 6) installed on a laptop computer.

Dates to Remember

March 11, 2011	Quilt Show	Dallas, TX
March 24-27, 2011	Retreat	Heartland Country Inn, Brenham, TX
March 19, 2011	Volunteer	National Quilt Day
April 8-9, 2011	Quilt Show	West Houston Quilter's Guild
April 15-16, 2011	Quilt Show	Bay Area Quilt Guild
April 15-16, 2011	Quilt Show	Kingwood Area Quilt Guild
Sept. 9-10, 2011	Quilt Show	Quilt Guild of Greater Houston

All events will be held at the First United Methodist Church of Missouri City, which is located at the corner of Lexington and FM 1092 (Murphy Road) Missouri City, TX .

Minutes by *Sandi Winston*

- ✂ Meeting Minutes from February 17, 2011: The meeting was called to order at 10:00 AM by President, Candy Horsley, at the First United Methodist Church of Missouri City.
- ✂ A motion to accept the minutes and treasurer's reports from the previous meeting was made by Sharon Kralj, seconded by Gwen Goldsberry and passed unanimously without discussion.
- ✂ Candy reminded everyone that the deadline for entries for the 2012 Show Theme contest is today.
- ✂ Members were advised to read the by law changes in the newsletter. These changes will be voted on at the May meeting.
- ✂ **The April meeting will be held on April 14 rather than April 21 due to Holy Week.**
- ✂ The Quilt Guild of Greater Houston has their opportunity quilt on display today.
- ✂ Karen Shively reminded the membership that National Quilting Day is March 19 and urged members to work with their local quilt shops to promote quilting in the local shops on that day.
- ✂ Seats are available for a bus trip to the Dallas quilt show on March 11th. The cost will be \$45. The bus will leave the Woodlands at 7:00 AM and return around 9:30 PM. Sign up during the break.
- ✂ Hospitality Chairman Carol Bell introduced 7 guests.
- ✂ Retreat - Peggy Johnson stated 11 persons have signed up for the retreat which has room for 20. See Peggy during the break if you are interested in attending the retreat.
- ✂ Ways and Means - Candy announced that volunteers will be needed to teach quilting skills to the Lamar Middle School children making use of the NQA \$2,000 grant.
- ✂ Workshops - Today's workshop will be presented by the Sugar Land Appliqué Society free of charge. Any guild member interested in learning about appliqué is invited to attend. Michelle Hudson stated the March 17th workshop will be about hand appliquéd wool felt. The workshop fee is \$20 plus a \$20 kit fee.
- ✂ Show & Share - Carol DeGruy - Eleven members shared their quilts.

Minutes (continued) by *Sandi Winston*

- ✂ After the break Evelyn Coe awarded the birthday prize and 4 door prizes.
- ✂ Program - Veronica Rutenberg introduced Carol Anderson, President of the Sugar Land Appliqué Society, who gave the guild members a brief history of the Sugar Land Appliqué Society and invited all to attend a meeting of the appliqué society on the last Saturday of the month at Quilter's Emporium at 10:00 AM. Appliquéd quilts, both old and new, were displayed by members of the Sugar Land Appliqué Society.

A motion was made by Mary Jo Yackley, seconded by Veronica Rutenberg and passed unanimously without discussion to adjourned the meeting. The meeting was adjourned at 11:40 AM.

[Sandi Winston](#), Secretary

Retreats by *Peggy Johnson*

We now have eleven people signed up for our retreat at the [Heartland Country Inn](#). There is still room for nine more so check your calendar and come join us before it's too late. Sign-up continues at the next meeting. Join us for a special time to share your love of quilting and make a dent in your projects!

- ✂ The date for our retreat is approaching fast: March 24-27, 2011 from 9 AM on Thursday until 3 PM on Sunday.
- ✂ The cost is \$150 for 3 nights/4 days or \$110 for 2 nights/3 days.
- ✂ The Heartland Country Inn provides all bedding and towels and everyone will share in bringing food and preparing the meals.
- ✂ There is a large sewing room with lots of electrical.
- ✂ Heartland Country Inn is located in Independence, TX which is just north of Brenham. It's an easy 1-1/2 hour drive from Houston.




Programs

March 2nd: Dot Collins will be teaching the Color and Value Theory—How to Choose Colors for Quilts. Why Colors work together and a fail-proof method to choose colors to make your quilt one that you love!

Starting with monochromatic (one color quilts) and working through many combinations of colors on the color wheel, the quilts exhibited will demonstrate why you can use published theories to choose colors and fabrics for your quilts. There will be around 25 - 30 quilts shown and a quilted color wheel will also be available to follow the color theory combinations. And when you do not want to learn or remember all of the theories, Dot can suggest a fail-proof method to choose colors to make your quilt one that you love!

March 17th: The March speaker Cynthia Regone from Katy. She is very funny, has published a quilt book, and is a multi talented quilter. Her lecture is titled "Kick it up a Notch."


April 14th: Caroline Springer will speak on antique quilts. She has a very large selection as she owns Quilts from Mullberry Lane. Its going to be a real treat to see all those older beauties.



May 19th: will bring us a return of Liz Broussard. This popular lady will be talking about designing from fabric and she will follow through with this theme in the workshop

Library News by Linda Towle

I have been asked to do a book report to generate more interest in our library. Here is my first report: The Cat's Meow: Purr-fect Quilts for Cat Lovers by Janet Kime.



What a delightful book. Whether you love to piece or appliqué, if you are a cat lover or need a gift for someone who is, check out this book! There are Puss in Bonnets (a feline version of Sunbonnet Sue), Cowboy Cats, Checker-

Cats, Kitty Faces, Cats made from log cabin blocks, grandmother's fans, and sampler blocks. There is even a quilt called Raining Cats and Dogs in Seattle that also has umbrellas and dogs. Projects include wall hangings, table runners, placemats, baby quilts, and full size quilts.

The directions seem very clear and easy to understand. Let this book and your imagination run wild and create a cute cat project for yourself or your favorite feline lover. And don't forget to bring it to a meeting for Show and Share!

Representative at Large by Evelyn Coe

Thanks to all of you who have donated door prizes to the guild. Your donation is greatly appreciated. If you have a quilt/sewing related item you would like to donate as a door prize, please give it to me at the sign-in table.

Financials by *Barbara Baxter*

Fiscal Year to Date (February – March 2011)

Income YTD	14,858.34
Expense YTD	\$6,498.50
Checking Account Balance	\$25,536.29

THE QUILTING DIVA



- Edge to Edge Patterns
- Freehand—Heirloom
- T-Shirt/Photo Quilts
- Computer Guided Designs
- Quick turn-around

Karen Shively

Home: (281) 778-5965

Cell: (832) 693-2512

kshively@entouch.net

**AWARD WINNING
MACHINE QUILTING**

Newsletter by *Gwen Goldsberry*

The Monarch is published monthly by the Coastal Prairie Quilt Guild of Texas. It is distributed via e-mail free to members.

We are always looking for news items, articles, and suggestions, which will be subject to space considerations.

DEADLINE: Articles must be received by the Monday following the Thursday morning meeting for inclusion in the next month's newsletter.

Send articles to Gwen Goldsberry at jbbum1964@hotmail.com. If you do not have e-mail capability, legibly written information

will be accepted by the deadline.

Send your [US mail address corrections](#) and [telephone number changes](#) to Carol Kettlewell, VP Membership, rkettlew@hal-pc.org.

E-mail address corrections should be sent to Carol Kettlewell with a copy to Gwen Goldsberry.


According to the CPQG by-laws, if you need a printed copy of the newsletter, please notify Gwen Goldsberry. A fee applies to all printed copies of **The Monarch**.

Activities by Karen Shively & Judy Yunkers

April 2011 BOM
 Due at either morning or evening meetings.

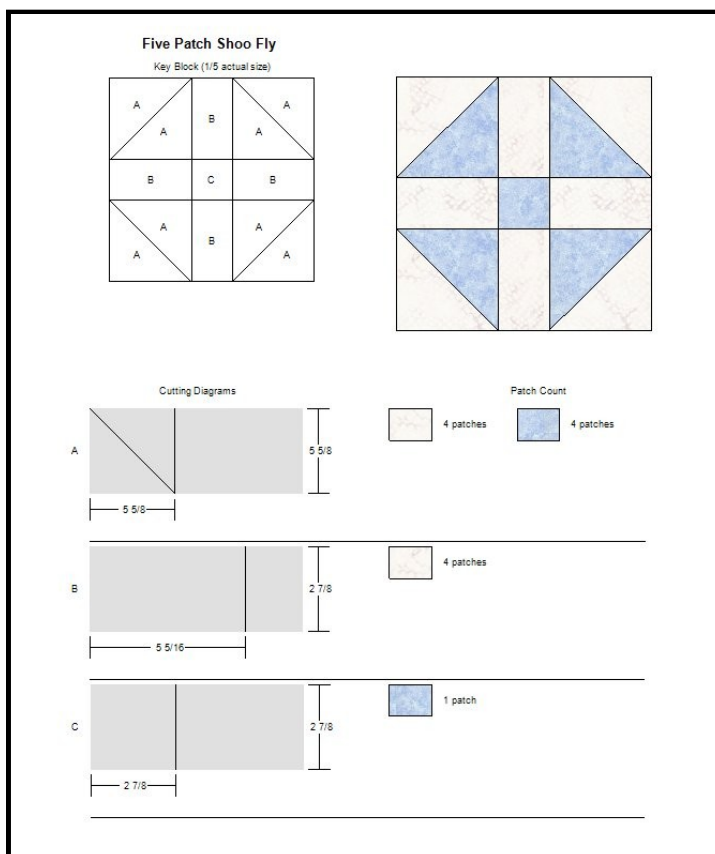
April FAT QUARTER EXCHANGE
POLKA DOT — ANY COLOR
 Detailed information at www.cpgg.org

FAT QUARTER EXCHANGE FOR APRIL—POLKA DOTS—ANY COLOR AND SIZE



APRIL BOM
“SHOO FLY QUILT BLOCK”
Remember:
MAKE AT LEAST TWO BLOCKS
One for the guild
One for the lottery
USE
 “bright” light blue tone on tone prints.
 White on white background print

APRIL 2011 BOM



REMEMBER TO MAKE TWO BLOCKS

“bright” light blue tone on tone

WHITE ON WHITE BACKGROUND

12 1/2” unfinished
12” finished

Quilts from the Heart by Auian Ward


Two weeks ago, I was on a cruise with Quilters Emporium teaching, going on excursions, enjoying activities on the ship, and meeting quilters from many different places. I left cards in the gift shop in Roatan near the Mangroves, at the Mayan High Temple Ruins gift shop in the jungle in Belize, at two shops in Cozumel, and in the hands of new quilting friends on the ship. It was like the letter in a bottle--let's see who will return one--either by a visit to a meeting or by checking out our website. It was a fun experience.



the group stated on the form.

If you have a [Bo's Place](#) quilt---please send me an email or give me a call. We would like to get all of the ones we have out collected before distributing more. Don't forget to return the form that is attached and to attach an extra block or label with the name of

Congrats to Courtney Varner--our Bo's Place contact. She and her husband are expecting their first baby.



Our next first Wednesday Bee is scheduled for March

2. Bring your rotary cutter, mat, and ruler to help prepare kits and tops for quilting. Mark your calendar also for the fourth Wednesday Sew Outing at HEB. Bring your sewing machine and supplies to help with construction of quilts. (Jan. 26, Feb. 23, Mar. 23, Apr. 27, May 25, Jun. 22, Jul. 27, Aug. 24, Sept. 28, Oct. 26, Nov. 16, Dec. 21).

If you know of an organization who would benefit from receiving quilts, please get the name of the organization and the contact person to us. Thank you for the continued support from all our volunteers.

Happy quilting, Auian Ward

Fun Corner by Gwen Goldsberry

Have you ever wanted to participate in the Olympics...well here's your chance! There is an organization named [quilts4london](#) that is making 12" X 16" pennants to be presented to all athletes attending the 2012 Olympics (14,000 required). **The deadline for entries is December 31, 2011 so you have plenty of time.** Here are some of the guidelines:

- * **Designs** – Any design from abstract, patterned, pieced, pictorial to anything you fancy. It could be an image depicting something local to you, or maybe depicting a sporting event, or maybe celebrating your regional heritage and culture or made using local /regional materials. It can be anything you like. There are restrictions placed on the use of the Olympic rings logo and 'London 2012'.
- * **Hanging Sleeve** - In order to display the pennants, they all need a sleeve on the back. This needs to be a minimum of 4" wide.
- * **Label** - Please add a label to your Pennant with some information about you and the Pennant.